

# PAGC 4 BEDROOM HOME

PAGC COMMUNITIES, SK



LIVING ROOM  
RENDER



LIVING ROOM  
RENDER



EXTERIOR  
RENDER



EXTERIOR  
RENDER

**SOLO**  
ARCHITECTURE



SET NO. PAGC 4 BEDROOM HOME  
PAGC COMMUNITIES, SK  
2023.03.31 IFC

---

PROJECT No. 2023-04



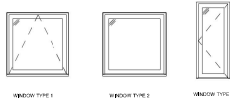
ROOM FINISH SCHEDULE										
NUMBER	ROOM NAME	FLOOR FINISH	BASE FINISH	NORTH WALL FINISH	EAST WALL FINISH	SOUTH WALL FINISH	WEST WALL FINISH	CEILING MATERIAL	CEILING FINISH	COMMENTS
1	GEAR ROOM	LINOLEUM SHEET GOOD	3112 HEMLOCK BASE 3"-1/4"	TG- SPRUCE OR PINE	TG- SPRUCE OR PINE	TG- SPRUCE OR PINE	TG- SPRUCE OR PINE	W/D	TG- SPRUCE OR PINE	HEIGHT VARIES WITH SLOPE
2	LAUNDRY	LUXURY VINYL PLANK	3112 HEMLOCK BASE 3"-1/4"	OC-117 PEARL PAINT MIDGRADE	OC-117 PEARL PAINT MIDGRADE	OC-117 PEARL PAINT MIDGRADE	OC-117 PEARL PAINT MIDGRADE	GB	OC-FLAT PAINT MIDGRADE	HEIGHT VARIES WITH SLOPE
3	PANTRY	LUXURY VINYL PLANK	3112 HEMLOCK BASE 3"-1/4"	OC-117 PEARL PAINT MIDGRADE	OC-117 PEARL PAINT MIDGRADE	OC-117 PEARL PAINT MIDGRADE	OC-117 PEARL PAINT MIDGRADE	GB	OC-FLAT PAINT MIDGRADE	HEIGHT VARIES WITH SLOPE
4	KITCHEN	LUXURY VINYL PLANK	3112 HEMLOCK BASE 3"-1/4"	OC-117 PEARL PAINT MIDGRADE	OC-117 PEARL PAINT MIDGRADE	OC-117 PEARL PAINT MIDGRADE	OC-117 PEARL PAINT MIDGRADE	W/D	TG- SPRUCE OR PINE	HEIGHT VARIES WITH SLOPE
5	DINING	LUXURY VINYL PLANK	3112 HEMLOCK BASE 3"-1/4"	OC-117 PEARL PAINT MIDGRADE	OC-117 PEARL PAINT MIDGRADE	OC-117 PEARL PAINT MIDGRADE	OC-117 PEARL PAINT MIDGRADE	W/D	TG- SPRUCE OR PINE	HEIGHT VARIES WITH SLOPE
6	LIVING	LUXURY VINYL PLANK	3112 HEMLOCK BASE 3"-1/4"	OC-117 PEARL PAINT MIDGRADE	OC-117 PEARL PAINT MIDGRADE	OC-117 PEARL PAINT MIDGRADE	OC-117 PEARL PAINT MIDGRADE	W/D	TG- SPRUCE OR PINE	HEIGHT VARIES WITH SLOPE
7	BEDROOM 01	LUXURY VINYL PLANK	3112 HEMLOCK BASE 3"-1/4"	OC-117 PEARL PAINT MIDGRADE	OC-117 PEARL PAINT MIDGRADE	OC-117 PEARL PAINT MIDGRADE	OC-117 PEARL PAINT MIDGRADE	GB	OC-FLAT PAINT MIDGRADE	HEIGHT VARIES WITH SLOPE
8	CLOSET	LUXURY VINYL PLANK	3112 HEMLOCK BASE 3"-1/4"	OC-117 PEARL PAINT MIDGRADE	OC-117 PEARL PAINT MIDGRADE	OC-117 PEARL PAINT MIDGRADE	OC-117 PEARL PAINT MIDGRADE	GB	OC-FLAT PAINT MIDGRADE	HEIGHT VARIES WITH SLOPE
9	CLOSET	LUXURY VINYL PLANK	3112 HEMLOCK BASE 3"-1/4"	OC-117 PEARL PAINT MIDGRADE	OC-117 PEARL PAINT MIDGRADE	OC-117 PEARL PAINT MIDGRADE	OC-117 PEARL PAINT MIDGRADE	GB	OC-FLAT PAINT MIDGRADE	HEIGHT VARIES WITH SLOPE
10	BEDROOM 02	LUXURY VINYL PLANK	3112 HEMLOCK BASE 3"-1/4"	OC-117 PEARL PAINT MIDGRADE	OC-117 PEARL PAINT MIDGRADE	OC-117 PEARL PAINT MIDGRADE	OC-117 PEARL PAINT MIDGRADE	GB	OC-FLAT PAINT MIDGRADE	HEIGHT VARIES WITH SLOPE
11	BEDROOM 03	LUXURY VINYL PLANK	3112 HEMLOCK BASE 3"-1/4"	OC-117 PEARL PAINT MIDGRADE	OC-117 PEARL PAINT MIDGRADE	OC-117 PEARL PAINT MIDGRADE	OC-117 PEARL PAINT MIDGRADE	GB	OC-FLAT PAINT MIDGRADE	HEIGHT VARIES WITH SLOPE
12	CLOSET	LUXURY VINYL PLANK	3112 HEMLOCK BASE 3"-1/4"	OC-117 PEARL PAINT MIDGRADE	OC-117 PEARL PAINT MIDGRADE	OC-117 PEARL PAINT MIDGRADE	OC-117 PEARL PAINT MIDGRADE	GB	OC-FLAT PAINT MIDGRADE	HEIGHT VARIES WITH SLOPE
13	CLOSET	LUXURY VINYL PLANK	3112 HEMLOCK BASE 3"-1/4"	OC-117 PEARL PAINT MIDGRADE	OC-117 PEARL PAINT MIDGRADE	OC-117 PEARL PAINT MIDGRADE	OC-117 PEARL PAINT MIDGRADE	GB	OC-FLAT PAINT MIDGRADE	HEIGHT VARIES WITH SLOPE
14	BEDROOM 04	LUXURY VINYL PLANK	3112 HEMLOCK BASE 3"-1/4"	OC-117 PEARL PAINT MIDGRADE	OC-117 PEARL PAINT MIDGRADE	OC-117 PEARL PAINT MIDGRADE	OC-117 PEARL PAINT MIDGRADE	GB	OC-FLAT PAINT MIDGRADE	HEIGHT VARIES WITH SLOPE
15	W/C	LINOLEUM SHEET GOOD	3112 HEMLOCK BASE 3"-1/4"	OC-117 PEARL PAINT MIDGRADE	OC-117 PEARL PAINT MIDGRADE	OC-117 PEARL PAINT MIDGRADE	OC-117 PEARL PAINT MIDGRADE	GB	OC-FLAT PAINT MIDGRADE	HEIGHT VARIES WITH SLOPE
16	LINEN	LINOLEUM SHEET GOOD	3112 HEMLOCK BASE 3"-1/4"	OC-117 PEARL PAINT MIDGRADE	OC-117 PEARL PAINT MIDGRADE	OC-117 PEARL PAINT MIDGRADE	OC-117 PEARL PAINT MIDGRADE	GB	OC-FLAT PAINT MIDGRADE	HEIGHT VARIES WITH SLOPE
17	HALL	LUXURY VINYL PLANK	3112 HEMLOCK BASE 3"-1/4"	OC-117 PEARL PAINT MIDGRADE	OC-117 PEARL PAINT MIDGRADE	OC-117 PEARL PAINT MIDGRADE	OC-117 PEARL PAINT MIDGRADE	W/D	TG- SPRUCE OR PINE	HEIGHT VARIES WITH SLOPE
18	MECH.	LINOLEUM SHEET GOOD	3112 HEMLOCK BASE 3"-1/4"	OC-117 PEARL PAINT MIDGRADE	OC-117 PEARL PAINT MIDGRADE	OC-117 PEARL PAINT MIDGRADE	OC-117 PEARL PAINT MIDGRADE	GB	OC-FLAT PAINT MIDGRADE	HEIGHT VARIES WITH SLOPE

**ROOM FINISH SCHEDULE GENERAL NOTES:**

- REFER TO DOOR SCHEDULE, SPECIFICATIONS, DRAWINGS AND DETAILS FOR SPECIAL CONDITIONS NOT INDICATED ON THE SCHEDULE. FINISHES SHALL BE ALSO PROVIDED AS SHOWN ON THESE DOCUMENTS.
- THE CEILING MATERIAL COLUMN ON THE SCHEDULE INDICATES THE MATERIAL AND THE FINISH ONLY, IF ANY. WHERE NO CEILING IS INDICATED, THE FINISH INDICATED IS TO BE APPLIED TO THE UNDERSIDE OF THE STRUCTURE ABOVE, INCLUDING ALL FINISHING MEMBERS AND EXPOSED MECHANICAL AND ELECTRICAL SERVICES.
- AN asterisk (\*) IN ANY COLUMN INDICATES A REFERENCE TO A NOTE IN THE REMARKS COLUMN TO THE LEFT.
- THE LETTERS N,S,E,W IN BRACKETS DESIGNATE NORTH, SOUTH, EAST OR WEST WALLS.
- ALL CALLING AND SEALANTS TO MATCH COLOUR OF MATERIAL ON WHICH IT OCCURS UNLESS OTHERWISE APPROVED.
- DOORS, FRAMES AND SCREENS ARE TO BE FINISHED AS PER DOOR SCHEDULE AND DRAWINGS.
- REFER TO ABBREVIATIONS FOR ABBREVIATIONS OF MATERIALS, FINISHES, ETC USIDN THE ROOM FINISH AND DOOR SCHEDULES, AND TECHNICAL SECTIONS.

**ABBREVIATIONS:**

- GB GYPSUM BOARD
- PF FIBRE REINFORCED POLYMER
- EXP EXPOSED
- BRN BRN WOOD FINISH
- CC CLEAR COAT
- WD WOOD
- ND NOT APPLICABLE



WINDOW TYPES  
14" x 14"

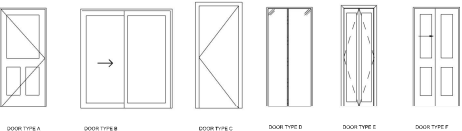
WINDOW SCHEDULE												
Type Mark	Width	R.O. Height	MANUFACTURER	MODEL	EXT. MATERIAL	WINDOW FINISH	Glazing Thickness	Type	Head Height	Trim	Trim Finish	Comments
W1	4'-0"	4'-0"	ALL WEATHER WINDOWS	120120 ASCENT 6100 AWNING	PVC	BLACK, EXT. WHITE INT.	TRIPLE PANE	IGU	7'-6"	3002 HEMLOCK 2-1/4"	CLEAR WATER BASED VARATHANE	TYPE 1
W1	4'-0"	4'-0"	ALL WEATHER WINDOWS	120120 ASCENT 6100 AWNING	PVC	BLACK, EXT. WHITE INT.	TRIPLE PANE	IGU	7'-6"	3002 HEMLOCK 2-1/4"	CLEAR WATER BASED VARATHANE	TYPE 1
W2	4'-0"	4'-0"	ALL WEATHER WINDOWS	120120 ASCENT 6100 FIXED	PVC	BLACK, EXT. WHITE INT.	TRIPLE PANE	IGU	7'-6"	3002 HEMLOCK 2-1/4"	CLEAR WATER BASED VARATHANE	TYPE 2
W3	4'-0"	11'-0"	ALL WEATHER WINDOWS	12050 ASCENT 6100 AWNING	PVC	BLACK, EXT. WHITE INT.	TRIPLE PANE	IGU	8'-3"	3002 HEMLOCK 2-1/4"	CLEAR WATER BASED VARATHANE	TYPE 1
W4	4'-0"	2'-0"	ALL WEATHER WINDOWS	12075 ASCENT 6100 AWNING	PVC	BLACK, EXT. WHITE INT.	TRIPLE PANE	IGU	7'-6"	3002 HEMLOCK 2-1/4"	CLEAR WATER BASED VARATHANE	TYPE 1
W5	3'-5"	5'-0"	ALL WEATHER WINDOWS	90150 ASCENT 6100 CASEMENT	PVC	BLACK, EXT. WHITE INT.	TRIPLE PANE	IGU	7'-6"	3002 HEMLOCK 2-1/4"	CLEAR WATER BASED VARATHANE	TYPE 3
W5	3'-5"	5'-0"	ALL WEATHER WINDOWS	90150 ASCENT 6100 CASEMENT	PVC	BLACK, EXT. WHITE INT.	TRIPLE PANE	IGU	7'-6"	3002 HEMLOCK 2-1/4"	CLEAR WATER BASED VARATHANE	TYPE 3
W5	3'-5"	5'-0"	ALL WEATHER WINDOWS	90150 ASCENT 6100 CASEMENT	PVC	BLACK, EXT. WHITE INT.	TRIPLE PANE	IGU	7'-6"	3002 HEMLOCK 2-1/4"	CLEAR WATER BASED VARATHANE	TYPE 3
W6	3'-5"	5'-0"	ALL WEATHER WINDOWS	90180 ASCENT 6100 CASEMENT	PVC	BLACK, EXT. WHITE INT.	TRIPLE PANE	IGU	7'-6"	3002 HEMLOCK 2-1/4"	CLEAR WATER BASED VARATHANE	TYPE 3
W7	2'-5"	5'-0"	ALL WEATHER WINDOWS	60150 ASCENT 6100 CASEMENT	PVC	BLACK, EXT. WHITE INT.	TRIPLE PANE	IGU	7'-6"	3002 HEMLOCK 2-1/4"	CLEAR WATER BASED VARATHANE	TYPE 3-EGRESS HINGES REQUIRED
W7	2'-5"	5'-0"	ALL WEATHER WINDOWS	60150 ASCENT 6100 CASEMENT	PVC	BLACK, EXT. WHITE INT.	TRIPLE PANE	IGU	7'-6"	3002 HEMLOCK 2-1/4"	CLEAR WATER BASED VARATHANE	TYPE 3-EGRESS HINGES REQUIRED
W7	2'-5"	5'-0"	ALL WEATHER WINDOWS	60150 ASCENT 6100 CASEMENT	PVC	BLACK, EXT. WHITE INT.	TRIPLE PANE	IGU	7'-6"	3002 HEMLOCK 2-1/4"	CLEAR WATER BASED VARATHANE	TYPE 3-EGRESS HINGES REQUIRED

**DOOR SCHEDULE GENERAL NOTES:**

- A HYPHEN (-) IS USED IN ANY COLUMN THAT DOES NOT APPLY TO A PARTICULAR DOOR.
- DOOR TYPE REFERS TO DOOR ELEVATIONS SHOWN ABOVE. THE REFERENCE INDICATES A PAIR OF DOORS IF APPLICABLE. DOOR TYPE IS INDEPENDENT OF DOOR MATERIAL, E.G. A TYPE 1A DOOR MAY BE WOOD OR HOLLOW METAL. SEE ALSO OTHER DRAWINGS.
- DOOR WIDTH IS THE LEAF SIZE IN MILLIMETERS FOR SINGLE DOORS AND FOR EACH LEAF IN A PAIR OF DOORS OF EQUAL WIDTH. FOR A PAIR OF DOORS OF UNEQUAL WIDTH, BOTH LEAF SIZES ARE INDICATED.
- FRAME TYPE REFERS TO FRAME ELEVATIONS SHOWN BELOW. INCLUDES GLAZED SCREENS WHERE DOORS ARE INSTALLED IN GLAZED SCREENS. SEE ALSO BUILDING ELEVATIONS, WINDOW SCHEDULE AND OTHER DRAWINGS.
- ALL EXTERIOR DOORS (DOORS NUMBERS INDICATED IN X) AND FRAMES ARE TO BE INSULATED AND WEATHERSTRIPPED UNLESS NOTED OTHERWISE.
- ALL CALLING AND SEALANTS TO MATCH COLOUR OF MATERIAL ON WHICH IT OCCURS UNLESS OTHERWISE APPROVED.

**ABBREVIATIONS:**

- CS CLEAR STAIN
- WD WOOD
- ALU ALUMINUM
- GL-1 GLAZING TYPE 1
- FR FIBREGLASS



DOOR TYPES  
14" x 10"

DOOR AND FRAME SCHEDULE											
NUMBER	DOOR TYPE	WIDTH	HEIGHT	DOOR MATERIAL	GLASS	Door		FRAME		COMMENTS	
						DOOR FINISH	DOOR HARDWARE	TYPE	MATERIAL FINISH		
D1x	E	3'-0"	6'-8"	FIBREGLASS	N/A	FACTORY BLACK PT.	DEADBOLT+LEVER	PREHUNG	WD	FACTORY BLACK PT.	EXTERIOR DOOR SHAKER STYLE
D2	F	5'-0"	6'-8"	HOLLOW CORE	N/A	FACTORY WHITE PT.	BUILT IN	PREHUNG	WD	FACTORY WHITE PT.	CLOSET SLIDING SHAKER 1 PANEL STYLE
D3	C	2'-8"	6'-8"	HOLLOW CORE	N/A	FACTORY WHITE PT.	PASSAGE LEVER	PREHUNG	WD	FACTORY WHITE PT.	PREHUNG SHAKER 1 PANEL STYLE
D4x	B	6'-0"	6'-8"	TEMPERED GLASS	FULL LITE	FACTORY BLACK PT.	BUILT IN	FACTORY	AL	FACTORY BLACK PT.	PATIO SLIDING DOOR
D5	C	2'-8"	6'-8"	HOLLOW CORE	N/A	FACTORY WHITE PT.	PRMACY LEVER	PREHUNG	WD	FACTORY WHITE PT.	PREHUNG SHAKER 1 PANEL STYLE
D6	D	3'-0"	6'-8"	MIRROR	FULL LITE	FACTORY MIRROR	BUILT IN	FACTORY	AL	FACTORY WHITE PT.	CLOSET SLIDING MIRROR
D7	D	3'-0"	6'-8"	MIRROR	FULL LITE	FACTORY MIRROR	BUILT IN	FACTORY	AL	FACTORY WHITE PT.	CLOSET SLIDING MIRROR
D8	C	2'-8"	6'-8"	HOLLOW CORE	N/A	FACTORY WHITE PT.	PRMACY LEVER	PREHUNG	WD	FACTORY WHITE PT.	PREHUNG SHAKER 1 PANEL STYLE
D9	C	2'-8"	6'-8"	HOLLOW CORE	N/A	FACTORY WHITE PT.	PRMACY LEVER	PREHUNG	WD	FACTORY WHITE PT.	PREHUNG SHAKER 1 PANEL STYLE
D10	D	3'-0"	6'-8"	MIRROR	FULL LITE	FACTORY WHITE PT.	BUILT IN	FACTORY	AL	FACTORY WHITE PT.	CLOSET SLIDING MIRROR
D11	D	3'-0"	6'-8"	MIRROR	FULL LITE	FACTORY WHITE PT.	BUILT IN	FACTORY	AL	FACTORY WHITE PT.	CLOSET SLIDING MIRROR
D12	C	2'-8"	6'-8"	HOLLOW CORE	N/A	FACTORY WHITE PT.	PRMACY LEVER	PREHUNG	WD	FACTORY WHITE PT.	PREHUNG SHAKER 1 PANEL STYLE
D13	C	2'-8"	6'-8"	HOLLOW CORE	N/A	FACTORY WHITE PT.	PRMACY LEVER	PREHUNG	WD	FACTORY WHITE PT.	PREHUNG SHAKER 1 PANEL STYLE
D14	E	2'-0"	6'-8"	HOLLOW CORE	N/A	FACTORY WHITE PT.	BIFOLD HANDLE	PREHUNG	WD	FACTORY WHITE PT.	PREHUNG SHAKER 1 PANEL BIFOLD STYLE
D15	C	2'-8"	6'-8"	HOLLOW CORE	N/A	FACTORY WHITE PT.	PASSAGE LEVER	PREHUNG	WD	FACTORY WHITE PT.	PREHUNG SHAKER 1 PANEL STYLE
D16	A	3'-0"	6'-8"	FIBREGLASS	HALF LITE	FACTORY WHITE PT.	PRMACY LEVER	PREHUNG	WD	FACTORY WHITE PT.	INTERIOR PASSAGE DOOR

# SOLO ARCHITECTURE

TREATY SIX TERRITORY  
Box 647  
Christopher Lake, SK  
S0J 0N0

Stamp



NOT FOR CONSTRUCTION

**General Notes**

- DRAWINGS ARE NOT TO BE COLORED
- IT IS THE RESPONSIBILITY OF THE APPROPRIATE CONTRACTOR TO CHECK AND VERIFY ALL DIMENSIONS ON SITE AND REPORT ALL ERRORS AND/OR OMISSIONS TO THE PRIME CONSULTANT
- GENERAL CONTRACTOR WILL BECOME RESPONSIBLE AND HOLD LIABLE FOR THESE PLANS AND ALL CONSTRUCTION PRACTICES ONCE CONSTRUCTION COMMENCES
- THIS DRAWING IS NOT TO BE USED FOR CONSTRUCTION UNLESS COUNTERSIGNED

**CONSTRUCTION ISSUE / REVISIONS**

No.	Revision / Version:	Date:
01	ISSUED FOR CONSTRUCTION	2023.03.31

**PAGE 4 BEDROOM HOME**

PAC COMMUNITIES, SASKATCHEWAN



**ROOM, WINDOW AND DOOR SCHEDULE**

PROJECT NO. : 2023-04

DRAWN BY : JSS

CHECKED BY: JSS

DATE : 2023.03.31

SCALE : As indicated

REVISION NO. :

SHEET :

**A-2.0**

# SOLO ARCHITECTURE

TREATY SIX TERRITORY  
Box 647  
Christopher Lake, SK  
S0J 0N0

Stamp



SOLO ARCHITECTURE

### General Notes

1. DRAWINGS ARE NOT TO BE SCALED
2. IT IS THE RESPONSIBILITY OF THE APPROPRIATE CONTRACTOR TO CHECK AND VERIFY ALL DIMENSIONS ON SITE AND REPORT ALL ERRORS AND/OR OMISSIONS TO THE PRIME CONSULTANT
3. GENERAL CONTRACTOR WILL BECOME RESPONSIBLE AND HOLD LIABLE FOR THESE PLANS AND ALL CONSTRUCTION PRACTICES ONCE CONSTRUCTION COMMENCES
4. THIS DRAWING IS NOT TO BE USED FOR CONSTRUCTION UNTIL COUNTERSIGNED

### CONSTRUCTION ISSUE / REVISIONS

No.	Revision / Version:	Date:
01	ISSUED FOR CONSTRUCTION	2023.03.31

### PAGC 4 BEDROOM HOME

PAGC COMMUNITIES, SASKATCHEWAN



### MAIN FLOOR PLAN

1  
FLOOR

PROJECT NO. : 2023-04

DRAWN BY : JS

CHECKED BY : JL

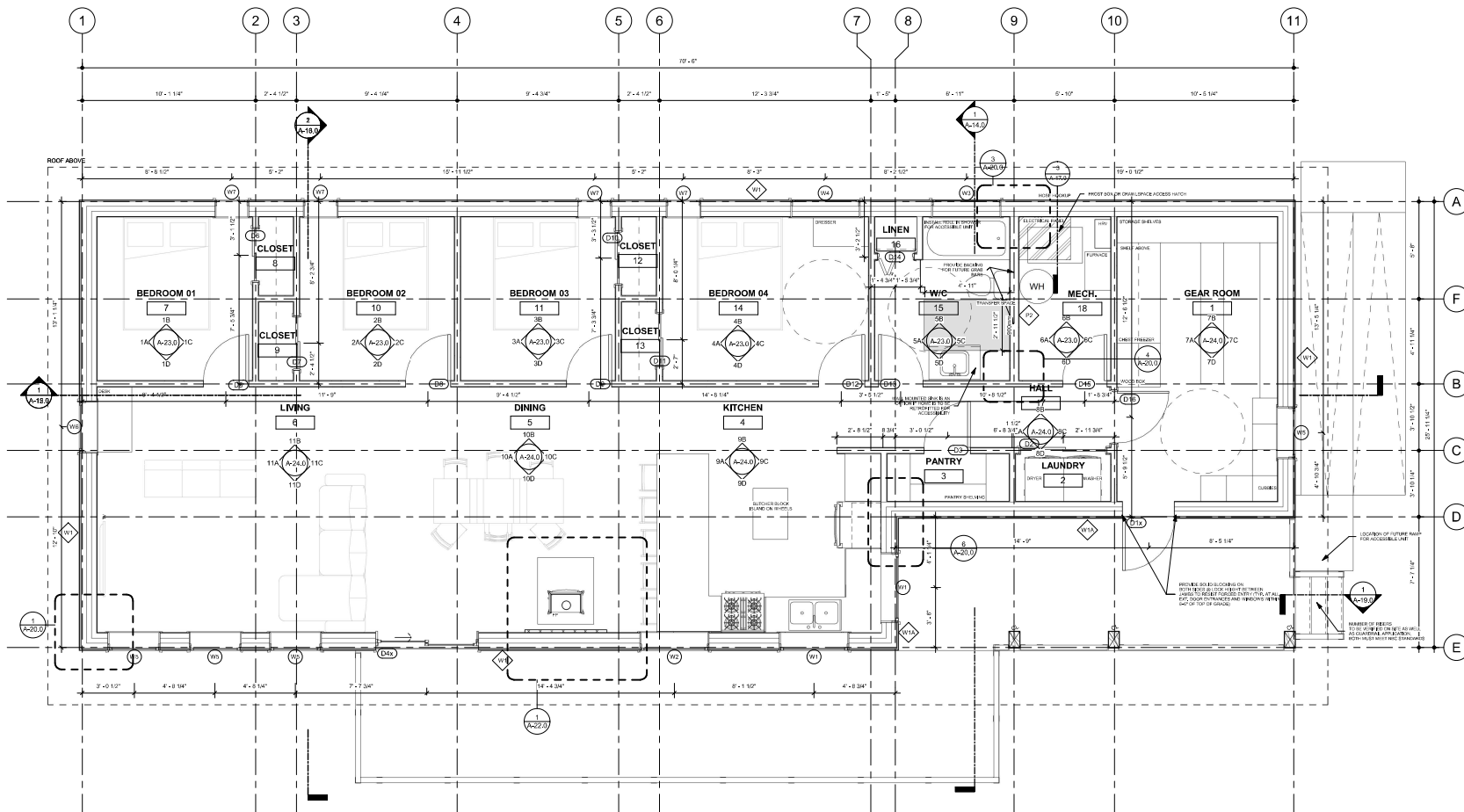
DATE : 2023.03.31

SCALE : As Indicated

REVISION NO. :

SHEET :

**A-3.0**



MAIN FLOOR PLAN  
1-38

### LEGEND

ROOM NAME	ROOM NAME AND NUMBER REFERENCE	FP	WOOD BURNING STOVE	DS	DOWNSPOUT
PA	PARTITION ASSEMBLY TAG REFERENCE	ANP	ANNUNCIATOR PANEL REFER TO ELEC.	RWC	RAINWATER COLLECTION
WA	WALL ASSEMBLY TAG REFERENCE	EP	ELECTRICAL PANEL REFER TO ELEC.	RO	ROOF OVERHANG
D	DOOR AND DOOR NUMBER	CO	COLUMN	RF	REFRIGERATOR
EW	EXTERIOR WALL ASSEMBLY	NCF	NON-COMBUSTIBLE FLOOR	WH	WATER HEATER
WS	WOOD STUD PARTITION				
WT	100mm DIA. WEEPING TILE CW FILTER FABRIC SOCK				

### NOTES:

1. ALL PARTITIONS ARE TO EXTEND TO US OF TOP PLATE ABOVE, UNLESS NOTED OTHERWISE.

**SMOKE ALARMS**  
ALL SMOKE ALARMS WITHIN A SINGLE DWELLING UNIT SHALL BE INTERCONNECTED.

### STRUCTURAL NOTES:

- CFB SCREW PILE FOUNDATION
- WC WOOD POST/ROUND COLUMN
- BUILT UP WOOD BEAM REFER TO FOUNDATION PLAN FOR SIZES
- L=2'-2" X 6" LEVEL SIZE

### CONSTRUCTION NOTES:

1. WOOD STAIR HANDRAIL AND GUARD TO BE DESIGNED AND BUILT IN ACCORDANCE WITH N.A.C. 303 REQUIREMENTS. CONTRACTOR TO FIELD VERIFY AND COORDINATE NUMBER OF STAIR TIES REQUIRED.
2. FIREPLACE TO BE DESIGNED AND BUILT IN ACCORDANCE WITH N.A.C. 302 REQUIREMENTS, IF FIREPLACE SPECIFICATIONS
3. MECHANICAL SYSTEMS TO BE SPEC'D BY CONTRACTOR/INSTALLER AND REVIEWED BY ARCHITECT PRIOR TO APPROVAL/INSTALLATION
4. ELECTRICAL SYSTEMS TO BE SPEC'D BY CONTRACTOR/ELECTRICIAN AND REVIEWED BY ARCHITECT PRIOR TO APPROVAL/INSTALLATION