

PAGC 1 BEDROOM HOME

PAGC COMMUNITIES, SK



LIVING ROOM
RENDER



LIVING ROOM
RENDER



EXTERIOR
RENDER



EXTERIOR
RENDER

SOLO
ARCHITECTURE



SET NO. PAGC 1 BEDROOM HOME
PAGC COMMUNITIES, SK
2023.03.31 IFC

PROJECT No. 2023-01



1. DRAWINGS ARE NOT TO BE COLORED
2. IT IS THE RESPONSIBILITY OF THE APPROPRIATE CONTRACTOR TO CHECK AND VERIFY ALL DIMENSIONS ON SITE AND REPORT ALL ERRORS AND/OR OMISSIONS TO THE PRIME CONSULTANT
3. GENERAL CONTRACTOR WILL BECOME RESPONSIBLE AND HOLD LIABLE FOR THESE PLANS AND ALL CONSTRUCTION PRACTICES ONCE CONSTRUCTION COMMENCES
4. THIS DRAWING IS NOT TO BE USED FOR CONSTRUCTION UNTIL COUNTERSIGNED

CONSTRUCTION ISSUE / REVISIONS

No.	Revision / Version:	Date:
01	ISSUED FOR CONSTRUCTION	2023.03.31

PAGE 1 BEDROOM HOME

PAGE COMMUNITIES, SASKATCHEWAN



ROOM, WINDOW AND DOOR SCHEDULE

PROJECT NO. : 2023-01
DRAWN BY : JS
CHECKED BY : JL
DATE : 2023.03.31
SCALE : As indicated
REVISION NO. :
SHEET :

ROOM FINISH SCHEDULE											
NUMBER	ROOM NAME	FLOOR FINISH	BASE FINISH	WALL MATERIAL	NORTH WALL FINISH	EAST WALL FINISH	SOUTH WALL FINISH	WEST WALL FINISH	CEILING MATERIAL	CEILING FINISH	COMMENTS
1	GEAR ROOM	LINOLEUM SHEET GOOD	3112 HEMLOCK BASE 3'-1/4"	WD	TG-SPRUCE OR PINE	TG-SPRUCE OR PINE	TG-SPRUCE OR PINE	TG-SPRUCE OR PINE	WD	TG-SPRUCE OR PINE	HEIGHT VARIES WITH SLOPE
2	KITCHEN	LUXURY VINYL PLANK	3112 HEMLOCK BASE 3'-1/4"	GB	OC-117 PEARL PAINT MIDGRADE	OC-117 PEARL PAINT MIDGRADE	OC-117 PEARL PAINT MIDGRADE	OC-117 PEARL PAINT MIDGRADE	WD	TG-SPRUCE OR PINE	HEIGHT VARIES WITH SLOPE
3	DINING	LUXURY VINYL PLANK	3112 HEMLOCK BASE 3'-1/4"	GB	OC-117 PEARL PAINT MIDGRADE	OC-117 PEARL PAINT MIDGRADE	OC-117 PEARL PAINT MIDGRADE	OC-117 PEARL PAINT MIDGRADE	WD	TG-SPRUCE OR PINE	HEIGHT VARIES WITH SLOPE
4	LIVING	LUXURY VINYL PLANK	3112 HEMLOCK BASE 3'-1/4"	GB	OC-117 PEARL PAINT MIDGRADE	OC-117 PEARL PAINT MIDGRADE	OC-117 PEARL PAINT MIDGRADE	OC-117 PEARL PAINT MIDGRADE	WD	TG-SPRUCE OR PINE	HEIGHT VARIES WITH SLOPE
5	CLOSET	LUXURY VINYL PLANK	3112 HEMLOCK BASE 3'-1/4"	GB	OC-117 PEARL PAINT MIDGRADE	OC-117 PEARL PAINT MIDGRADE	OC-117 PEARL PAINT MIDGRADE	OC-117 PEARL PAINT MIDGRADE	GB	OC-FLAT PAINT MIDGRADE	HEIGHT VARIES WITH SLOPE
6	CLOSET	LUXURY VINYL PLANK	3112 HEMLOCK BASE 3'-1/4"	GB	OC-117 PEARL PAINT MIDGRADE	OC-117 PEARL PAINT MIDGRADE	OC-117 PEARL PAINT MIDGRADE	OC-117 PEARL PAINT MIDGRADE	GB	OC-FLAT PAINT MIDGRADE	HEIGHT VARIES WITH SLOPE
7	BEDROOM 01	LUXURY VINYL PLANK	3112 HEMLOCK BASE 3'-1/4"	GB	OC-117 PEARL PAINT MIDGRADE	OC-117 PEARL PAINT MIDGRADE	OC-117 PEARL PAINT MIDGRADE	OC-117 PEARL PAINT MIDGRADE	GB	OC-FLAT PAINT MIDGRADE	HEIGHT VARIES WITH SLOPE
8	W/C	LINOLEUM SHEET GOOD	3112 HEMLOCK BASE 3'-1/4"	GB	OC-117 PEARL PAINT MIDGRADE	OC-117 PEARL PAINT MIDGRADE	OC-117 PEARL PAINT MIDGRADE	OC-117 PEARL PAINT MIDGRADE	GB	OC-FLAT PAINT MIDGRADE	HEIGHT VARIES WITH SLOPE
9	LINEN	LINOLEUM SHEET GOOD	3112 HEMLOCK BASE 3'-1/4"	GB	OC-117 PEARL PAINT MIDGRADE	OC-117 PEARL PAINT MIDGRADE	OC-117 PEARL PAINT MIDGRADE	OC-117 PEARL PAINT MIDGRADE	GB	OC-FLAT PAINT MIDGRADE	HEIGHT VARIES WITH SLOPE
10	MECH.	LINOLEUM SHEET GOOD	3112 HEMLOCK BASE 3'-1/4"	GB	OC-117 PEARL PAINT MIDGRADE	OC-117 PEARL PAINT MIDGRADE	OC-117 PEARL PAINT MIDGRADE	OC-117 PEARL PAINT MIDGRADE	GB	OC-FLAT PAINT MIDGRADE	HEIGHT VARIES WITH SLOPE

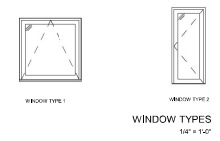
ROOM FINISH SCHEDULE GENERAL NOTES:

1. REFER TO DOOR SCHEDULE, SPECIFICATIONS, DRAWINGS AND DETAILS FOR SPECIAL CONDITIONS NOT INDICATED ON THE SCHEDULE. FINISHES SHALL BE AS SHOWN ON THESE DOCUMENTS.
2. THE CEILING MATERIAL COLUMN ON THE SCHEDULE INDICATES THE MATERIAL AND THE FINISH ONLY. IF ANY, WHERE NO CEILING IS INDICATED, THE FINISH INDICATED IS TO BE APPLIED TO THE UNDERSIDE OF THE STRUCTURE ABOVE, INCLUDING ALL FINISH MEMBERS AND EXPOSED MECHANICAL AND ELECTRICAL SERVICES.
3. AN APOSTROPH (*) IN ANY COLUMN INDICATES A REFERENCE TO A NOTE IN THE REMARKS COLUMN TO THE RIGHT.
4. THE LETTERS N,S,W IN BRACKETS DENOTATE NORTH, SOUTH, EAST OR WEST WALLS.
5. ALL CAULKING AND SEALANTS TO MATCH COLOUR OF MATERIAL ON WHICH IT OCCURS UNLESS OTHERWISE APPROVED.
6. DOORS, FRAMES AND SCREENS ARE TO BE FINISHED AS PER DOOR SCHEDULE AND DRAWINGS.
7. REFER TO ABBREVIATIONS FOR ABBREVIATIONS OF MATERIALS, FINISHES, ETC. USED IN THE ROOM FINISH AND DOOR SCHEDULES, AND TECHNICAL SECTIONS.

ABBREVIATIONS:

- GB GYPSUM BOARD
- EXP EXPOSED
- SPR SPRUCE
- OC CLEAN COAT
- WD WOOD
- NT NOT APPLICABLE

Window Schedule													
TYPE MARK	WINDOW SIZE		MANUFACTURER	MODEL	Ext. Material	Window Finish	Glazing		HEAD HEIGHT	TRIM	TRIM FINISH	COMMENTS	
	Width	Height					Thickness	Type					
W1	4'-0"	4'-0"	ALL WEATHER WINDOWS	120120 ASCENT 6100 AWNING	PVC	BLACK, EXT. WHITE INT.	TRIPLE PANE	IGU	7'-6"	3002 HEMLOCK 2-1/4"	CLEAR WATER BASED VARATHANE	TYPE 1	
W1	4'-0"	4'-0"	ALL WEATHER WINDOWS	120120 ASCENT 6100 AWNING	PVC	BLACK, EXT. WHITE INT.	TRIPLE PANE	IGU	7'-6"	3002 HEMLOCK 2-1/4"	CLEAR WATER BASED VARATHANE	TYPE 1	
W1	4'-0"	4'-0"	ALL WEATHER WINDOWS	120120 ASCENT 6100 AWNING	PVC	BLACK, EXT. WHITE INT.	TRIPLE PANE	IGU	7'-6"	3002 HEMLOCK 2-1/4"	CLEAR WATER BASED VARATHANE	TYPE 1	
W3	4'-0"	1'-8"	ALL WEATHER WINDOWS	12050 ASCENT 6100 AWNING	PVC	BLACK, EXT. WHITE INT.	TRIPLE PANE	IGU	8'-3"	3002 HEMLOCK 2-1/4"	CLEAR WATER BASED VARATHANE	TYPE 1	
W4	4'-0"	2'-6"	ALL WEATHER WINDOWS	12075 ASCENT 6100 AWNING	PVC	BLACK, EXT. WHITE INT.	TRIPLE PANE	IGU	7'-6"	3002 HEMLOCK 2-1/4"	CLEAR WATER BASED VARATHANE	TYPE 1	
W5	3'-0"	5'-0"	ALL WEATHER WINDOWS	90150 ASCENT 6100 CASEMENT	PVC	BLACK, EXT. WHITE INT.	TRIPLE PANE	IGU	7'-6"	3002 HEMLOCK 2-1/4"	CLEAR WATER BASED VARATHANE	TYPE 2	
W5	3'-0"	5'-0"	ALL WEATHER WINDOWS	90150 ASCENT 6100 CASEMENT	PVC	BLACK, EXT. WHITE INT.	TRIPLE PANE	IGU	7'-6"	3002 HEMLOCK 2-1/4"	CLEAR WATER BASED VARATHANE	TYPE 2	
W5	3'-0"	5'-0"	ALL WEATHER WINDOWS	90150 ASCENT 6100 CASEMENT	PVC	BLACK, EXT. WHITE INT.	TRIPLE PANE	IGU	7'-6"	3002 HEMLOCK 2-1/4"	CLEAR WATER BASED VARATHANE	TYPE 2	
W6	3'-0"	6'-0"	ALL WEATHER WINDOWS	90180 ASCENT 6100 CASEMENT	PVC	BLACK, EXT. WHITE INT.	TRIPLE PANE	IGU	7'-6"	3002 HEMLOCK 2-1/4"	CLEAR WATER BASED VARATHANE	TYPE 2	
W7	2'-0"	5'-0"	ALL WEATHER WINDOWS	60150 ASCENT 6100 CASEMENT	PVC	BLACK, EXT. WHITE INT.	TRIPLE PANE	IGU	7'-6"	3002 HEMLOCK 2-1/4"	CLEAR WATER BASED VARATHANE	TYPE 2-EGRESS HINGES REQUIRED	

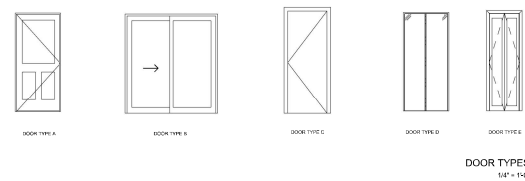


DOOR SCHEDULE GENERAL NOTES:

1. A HYPHEN (-) IS USED IN ANY COLUMN THAT DOES NOT APPLY TO A PARTICULAR DOOR.
2. DOOR TYPE REFERS TO DOOR ELEVATIONS SHOWN ABOVE. THE PREFIX "2" INDICATES A PAIR OF DOORS. (E.G. 2A). DOOR TYPE IS INDEPENDENT OF DOOR MATERIAL. (E.G. A TYPE "2" DOOR MAY BE WOOD OR HOLLOW METAL). SEE ALSO DETAIL DRAWINGS.
3. DOOR WIDTH IS THE LEAF SIZE IN MILLIMETERS FOR SINGLE DOORS AND FOR EACH LEAF IN A PAIR OF DOORS OF EQUAL WIDTH. IN PAIR OF DOORS OF UNEQUAL WIDTH, BOTH LEAF SIZES ARE INDICATED.
4. FRAME TYPE REFERS TO FRAME ELEVATIONS SHOWN BELOW, AND INCLUDES GLAZED SCREENS WHERE DOORS ARE METAL LITE IN GLAZED SCREENS. SEE ALSO BUILDING ELEVATIONS, WINDOW SCHEDULES AND/OR DETAIL DRAWINGS.
5. ALL EXTERIOR DOORS (DOORS NUMBERED ENDS IN 0) AND FRAMES ARE TO BE INSULATED AND WEATHERSTRIPPED UNLESS NOTED OTHERWISE.
6. ALL CAULKING AND SEALANTS TO MATCH COLOUR OF MATERIAL ON WHICH IT OCCURS UNLESS OTHERWISE APPROVED.

ABBREVIATIONS:

- CS CLEAR STAIN WOOD
- AL ALUMINUM
- PT PAINT
- GL GLASS
- FB FIBREGLASS



DOOR AND FRAME SCHEDULE												
DOOR NUMBER	DOOR TYPE	DOOR			GLASS	DOOR			FRAME			COMMENTS
		WIDT H	HEIG HT	DOOR MATERIAL		DOOR FINISH	DOOR HARDWARE	HARDWARE FINISH	TYPE	MATERI AL	FINISH	
D1X	C	3'-0"	6'-8"	FIBREGLASS	N/A	FACTORY BLACK PT.	DEADBOLT+LEVER	BLACK	PREHUNG	WD	FACTORY BLACK PT.	EXTERIOR DOOR SHAKER STYLE
D2	D	3'-0"	6'-8"	MIRROR	FULL LITE	FACTORY MIRROR	BUILT IN	N/A	FACTORY	AL	FACTORY WHITE PT.	CLOSET SLIDING MIRROR
D3	D	3'-0"	6'-8"	MIRROR	FULL LITE	FACTORY MIRROR	BUILT IN	N/A	FACTORY	AL	FACTORY WHITE PT.	CLOSET SLIDING MIRROR
D4	C	2'-8"	6'-8"	HOLLOW CORE	N/A	FACTORY WHITE PT.	PRIVACY LEVER	BLACK	PREHUNG	WD	FACTORY WHITE PT.	PREHUNG SHAKER 1 PANEL STYLE
D5	C	2'-8"	6'-8"	HOLLOW CORE	N/A	FACTORY WHITE PT.	PRIVACY LEVER	BLACK	PREHUNG	WD	FACTORY WHITE PT.	PREHUNG SHAKER 1 PANEL STYLE
D6	E	2'-0"	6'-8"	HOLLOW CORE	N/A	FACTORY WHITE PT.	BIFOLD HANDLE	BLACK	PREHUNG	WD	FACTORY WHITE PT.	PREHUNG SHAKER 1 PANEL BIFOLD STYLE
D7	C	2'-8"	6'-8"	HOLLOW CORE	N/A	FACTORY WHITE PT.	PASSAGE LEVER	BLACK	PREHUNG	WD	FACTORY WHITE PT.	PREHUNG SHAKER 1 PANEL STYLE
D8	A	3'-0"	6'-8"	FIBREGLASS	HALF LITE	FACTORY WHITE PT.	PRIVACY LEVER	BLACK	PREHUNG	WD	FACTORY WHITE PT.	INTERIOR PASSAGE DOOR

SOLO ARCHITECTURE

TREATY SIX TERRITORY
Box 647
Christopher Lake, SK
S0J 0N0

Stamp



NOT FOR CONSTRUCTION

General Notes

1. DRAWINGS ARE NOT TO BE SCALED
2. IT IS THE RESPONSIBILITY OF THE APPROPRIATE CONTRACTOR TO CHECK AND VERIFY ALL DIMENSIONS ON SITE AND REPORT ALL ERRORS AND/OR OMISSIONS TO THE PRIME CONSULTANT
3. GENERAL CONTRACTOR WILL BECOME RESPONSIBLE AND HOLD LIABLE FOR THESE PLANS AND ALL CONSTRUCTION PRACTICES ONCE CONSTRUCTION COMMENCES
4. THIS DRAWING IS NOT TO BE USED FOR CONSTRUCTION UNLESS COUNTERSIGNED

CONSTRUCTION ISSUE / REVISIONS

No.	Revision / Version:	Date:
01	ISSUED FOR CONSTRUCTION	2023.03.31

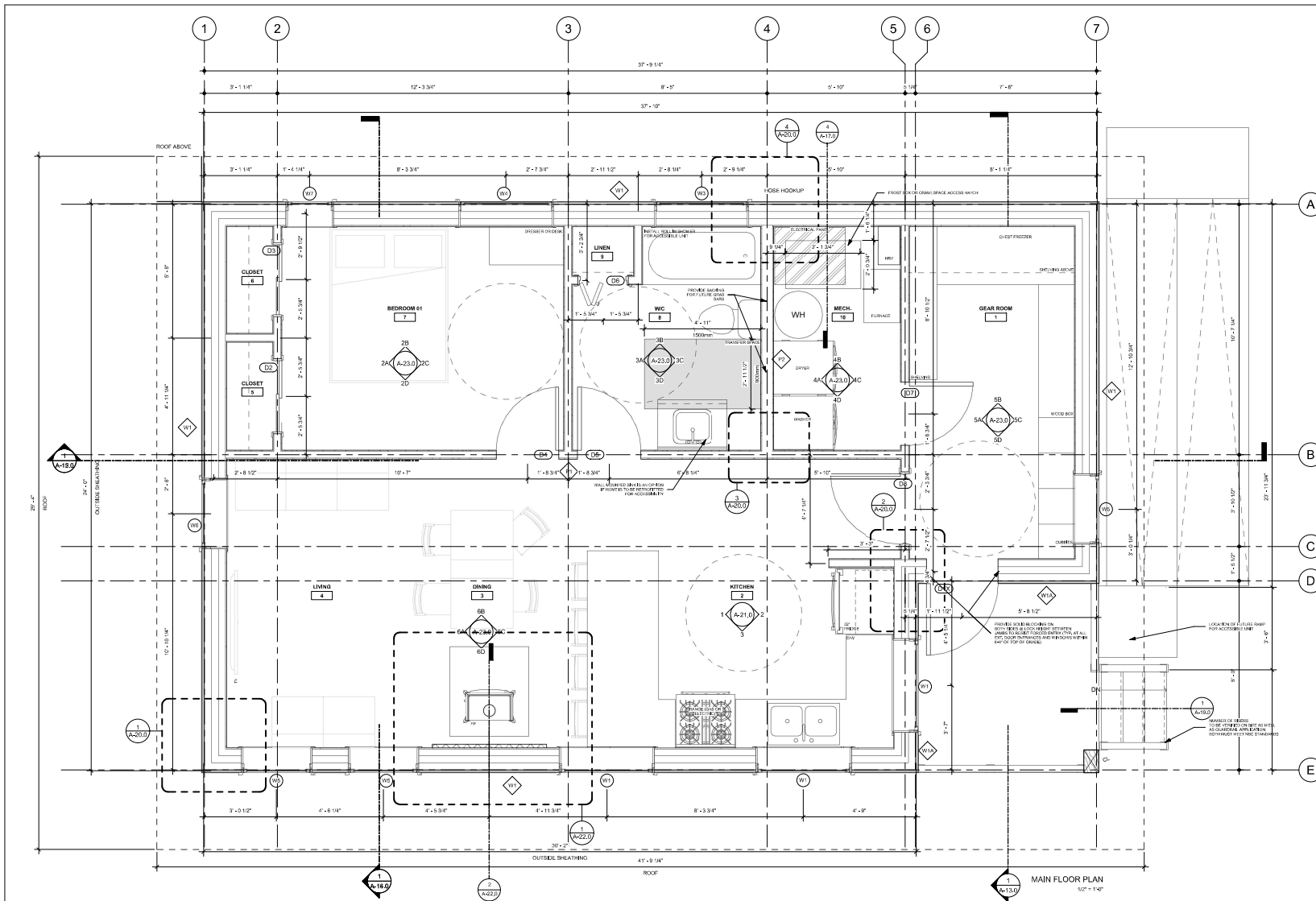
PAGE 1 BEDROOM HOME
PAGE COMMUNITIES, SASKATCHEWAN



MAIN FLOOR PLAN

1
FLOOR

PROJECT NO. : 2023-01
DRAWN BY : JS
CHECKED BY : JL
DATE : 2023.03.31
SCALE : As Indicated
REVISION NO. :
SHEET :
A-3.0



LEGEND

ROOM NAME 101	ROOM NAME AND NUMBER REFERENCE	FP	WOOD BURNING STOVE	DS	DOWNSPOUT
1A	PARTITION ASSEMBLY TAG REFERENCE	ANP	ANNUNCIATOR PANEL REFER TO ELEC.	RWC	RAINWATER COLLECTION
1A	WALL ASSEMBLY TAG REFERENCE	EP	ELECTRICAL PANEL REFER TO ELEC.	---	ROOF OVERHANG
10	DOOR AND DOOR NUMBER	CL	COLUMN	□	REFRIGERATOR
---	EXTERIOR WALL ASSEMBLY	NC	NON-COMBUSTIBLE FLOOR	WH	WATER HEATER
---	WOOD STUD PARTITION				
WT	100mm DIA. WEAVING TILE ON FILTER FABRIC SOCK				

NOTES:

1. ALL PARTITIONS ARE TO EXTEND TO US OF TOP-PLATE ABOVE, UNLESS NOTED OTHERWISE.

SMOKE ALARMS
ALL SMOKE ALARMS WITHIN A SINGLE DWELLING UNIT SHALL BE INTERCONNECTED.

STRUCTURAL NOTES:

- SCREW PILE FOUNDATION
- WOOD POST/ROUND COLUMN
- BUILT UP WOOD BEAM, REFER TO FOUNDATION PLAN FOR SIZES
- LEVEL SIDE

CONSTRUCTION NOTES:

1. WOOD STAIR HANDRAIL AND GUARD TO BE DESIGNED AND BUILT IN ACCORDANCE WITH N.S.A. REQUIREMENTS. CONTRACTOR TO FIELD VERIFY AND CORRECT IF NUMBER OF STAIR RISERS REQUIRED.
2. FIREPLACE TO BE DESIGNED AND BUILT IN ACCORDANCE WITH N.S.A. 5.22 REQUIREMENTS, FIREPLACE SPECIFICATIONS.
3. MECHANICAL SYSTEMS TO BE SPEC'D BY CONTRACTOR/INSTALLER AND REVIEWED BY ARCHITECT PRIOR TO APPROVAL/INSTALLATION.
4. ELECTRICAL SYSTEMS TO BE SPEC'D BY CONTRACTOR/ELECTRICIAN AND REVIEWED BY ARCHITECT PRIOR TO APPROVAL/INSTALLATION.